



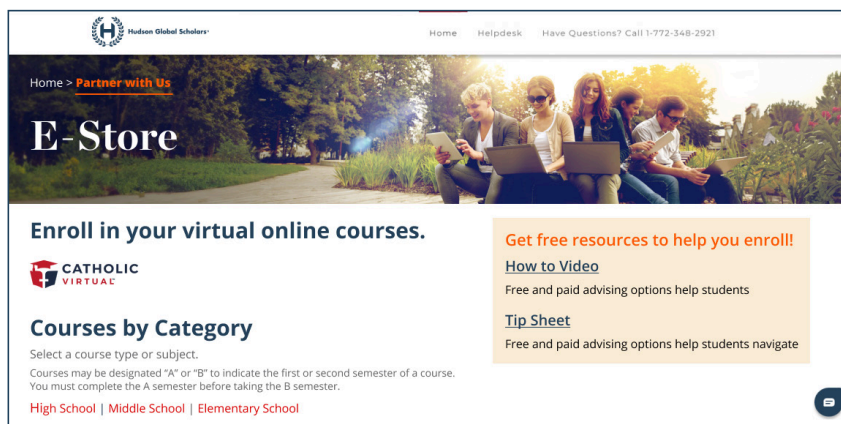
Hudson Global Scholars™

How to Buy Our Online Courses




Find the eStore

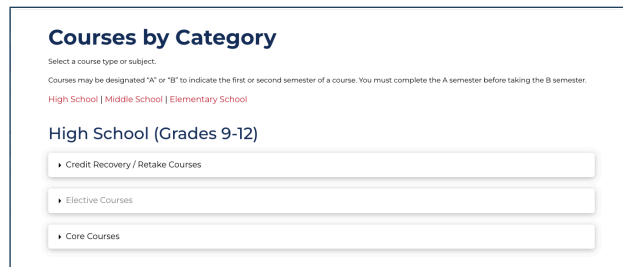
- Using the custom link* provided by your school or ask the Customer Support Chat
- Visiting our website and clicking Enroll Now
- Visiting myhudsonglobal.com/



To Buy and Enroll

Follow these steps to purchase a course. If you have questions, click the  Chat button at the bottom right corner. Our Customer Support team is waiting to answer your questions.

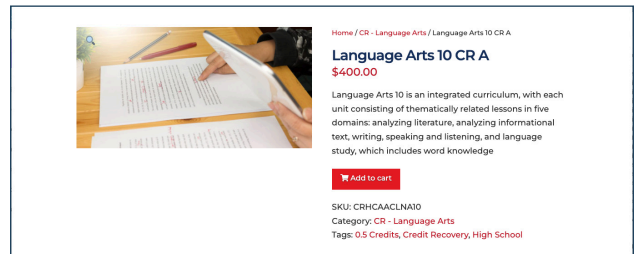
1. Select the **category of courses** that you're looking for by grade level and type.




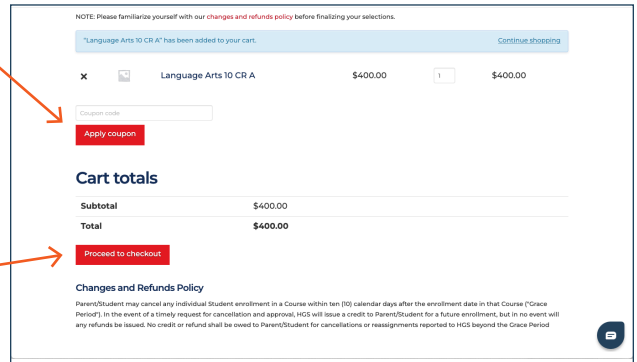
2. On the category page, click **View Course Details** to learn more about a course and add to the cart.



3. On the course page, review the description and click **Add to Cart** if you want to purchase.

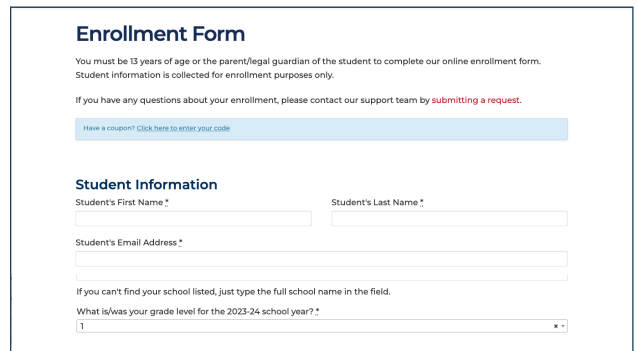


4. In the cart, review the purchase. If you didn't use the custom link provided by your school, **add the Coupon Code***. If you cannot find it, ask our Customer Support team by clicking on the  Chat button.



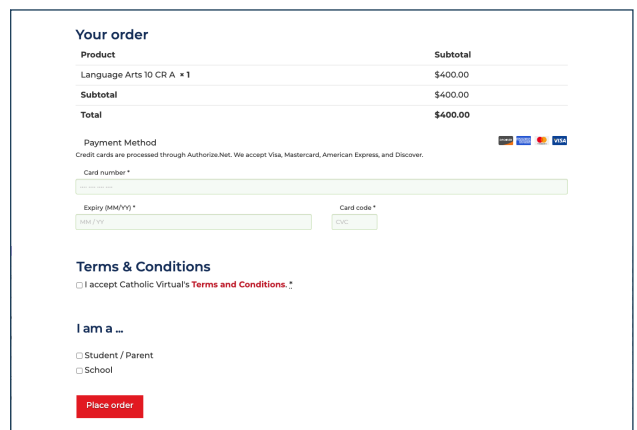
5. Click **Proceed to Checkout**.


6. Complete the **Enrollment Form** with the student, parent/guardian, and billing information.



For Credit Recovery/Retake courses, select the number of weeks the student wants/needs to take the course in, which will impact pacing indicators. Discuss with your school if you're unsure of the time frame in which the course needs to be completed.

7. Click **Place Order**.



* Use the link or Coupon Code provided by your school to ensure the student is placed in the correct school and the price is correct. Always use the link provided by the school or enter the coupon code to make sure your coupon code is provided. If you cannot find it, ask our Customer Support team by clicking on the  Chat button.

More to Know

Refund Policy

Parent/Student may cancel any individual Student enrollment in a Course within ten (10) calendar days after the enrollment date in that Course (“Grace Period”). In the event of a timely request for cancellation and approval, HGS will issue a credit to Parent/Student for a future enrollment, but in no event will any refunds be issued. No credit or refund shall be owed to Parent/Student for cancellations or reassignments reported to HGS beyond the Grace Period.

Key

I, II, III – Indicates the level of the course. Students must complete the previous level before enrolling in the next.

A or B – Indicates a course has two parts. Students should take A before B.

CR – Indicates a credit recovery or retake course. Students should have taken the course before and either failed or didn’t complete the course the first time. See more below.

Courses Offered

High School Courses

- **Credit Recovery (CR)/Retake Courses** are for students who did not complete or failed a course and need to recover the credit for graduation requirements. These mastery-based courses offer a full semester of content, but pretests are taken to determine if a student already mastered content and can move to the next module. So a student could complete the course in less time.
- **Elective Courses** are available for the Arts, Business, Career and Tech Education, Health & Fitness, Technology & Digital Arts, World Languages, and more. Typically, courses worth 0.5 credits take about 18 weeks (45–60 minutes per day/5 days a week for high school) to complete. Faster completion means the same study hours, so plan your pace.
- **Core Courses** include Math, English, Science, Social Studies, and Religion. Typically, courses worth 0.5 credits take about 18 weeks (45–60 minutes per day/5 days a week for high school) to complete. Faster completion means the same study hours, so plan your pace.

Middle and Elementary School Courses include a mix of core and elective courses.